


# Air Scrubber

MINI BY AERUS

WITH CERTIFIED SPACE TECHNOLOGY™



Electronic Air Purification System  
for Mini-Split HVAC System

READ MANUAL CAREFULLY FOR  
PROPER USE AND OPTIMAL OPERATION.



# GENERAL INFORMATION

## PRODUCT OVERVIEW

Congratulations on your purchase of an Air Scrubber Mini by Aerus air purification enhancement system. This unit is designed to be installed into an existing Mini-Split/HVAC system.

Please read and follow all installation procedures outlined in this manual. Use only genuine Air Scrubber by Aerus replacement parts available from your Independent HVAC Contractor.

## CONTENTS

Specifications . . . . .	2
Safety Instructions . . . . .	3
Canadian Customers Only . . . . .	4
Product Contents . . . . .	5
Installation. . . . .	5-7
Maintenance . . . . .	7
Replacing the ActivePure Bulb Assembly . . . . .	8
Deflector Shield . . . . .	9
Replacement Parts & Service. . . . .	10
Warranty Information . . . . .	11
FCC Declaration . . . . .	12

## FILL IN AND SAVE

Record information regarding your new Air Scrubber Mini by Aerus here. Retain for future reference.

Model No. \_\_\_\_\_  
Serial No. \_\_\_\_\_  
Date of Purchase \_\_\_\_\_  
Independent Distributor/Contractor:  
Name \_\_\_\_\_  
Phone No. \_\_\_\_\_  
Address \_\_\_\_\_

## STORAGE AND DISPOSAL

Do not dispose of this product as household waste. Electrical waste and electronic products should be appropriately recycled as required by practices established by your local authority.

## SPECIFICATIONS

### Air Scrubber Mini by Aerus®

- Sales Number: 9960019
- Model Number: A1019A (ozone free)

**NOTE:** This unit does not meet California requirements and cannot be shipped to California.

### Technology:

- ActivePure Technology - (1) Bulb Assembly w/ 5" Bulb

### Electrical:

- Input Voltage: 120VAC, 230VAC
- Current: 0.38A @ 120VAC
- Power Factor: 0.99
- Power: 20W max

### Mechanical:

- Distribution via Air Handler

### Weight & Dimensions:

- 0.39 lbs (6.24 oz)
- 4.3" L x 6.7" W x 3.1" H  
(10.92cm L x 17.02cm W x 7.87cm H)

### Operating Temperature:

- 35°F - 131°F (2°C - 55°C)

### Coverage<sup>1</sup>:

- Up to 500 sq. ft. (46.4 m<sup>2</sup>)

### Warranty:

- Limited Two (2) Year Warranty

We reserve the right to change or modify any specification without notice.

1. Recommended ceiling height to not exceed 10 feet. Solutions should be customized based upon a variety of factors including HVAC system capabilities and settings, air flows taking into account walls, air pressure, and doors, ambient air temperatures and humidities, variable density, known VOC concentrations, and other layers of protection.



If you have any questions regarding the use of this product, please contact Customer Service at 866.736.0503 or email [aessupport@aerusonline.com](mailto:aessupport@aerusonline.com)

# IMPORTANT SAFETY INSTRUCTIONS



**WARNING**

- UV Light in operation; disconnect unit from power supply before servicing; failure to follow warnings may result in severe eye damage and electrical shock
- To prevent damage to the unit, operating environment temperature must never exceed 130°F (55°C)
- This unit must be installed by a licensed HVAC contractor. Failure to do so will void warranty of the product
- 230V operation

**Read this manual in its entirety before using your Air Scrubber Mini by Aerus.**

**Keep out of the reach of children.**

- Use only in the manner intended by the manufacturer; if you have any questions, contact your Independent Distributor or Customer Service
- **DO NOT** attempt to repair or adjust any of the electrical or mechanical functions; contact your Independent Distributor for service information
- Installation work and electrical wiring must be done by qualified person(s) in accordance with all applicable codes and standards, including fire-rated construction
- **DO NOT** damage electrical wiring and other hidden utilities
- **DO NOT** use this fan with any Solid-State Speed Control
- **DO NOT** use outdoors or on wet surfaces
- **DO NOT** allow to be used as a toy; do not allow children around the unit
- **DO NOT** handle appliance with wet hands
- **DO NOT** allow foreign objects to enter the ventilation openings
- Keep hair, clothing, fingers, and all parts of body away from openings
- To reduce the risk of electric shock, DO NOT expose to water or rain

## SAVE THESE INSTRUCTIONS

# FOR CANADIAN CUSTOMERS ONLY

---

## AIR SCRUBBER MINI BY AERUS®

Sales No. : 9960019

This UV device helps reduce the spread of viruses in the air.

Keep out of the reach of children.

Please read the label and owner's manual before using: [airscrubberbyaerus.com/manuals](http://airscrubberbyaerus.com/manuals)

### PRECAUTIONS:

**WARNING:** UV light source. Disconnect power before servicing. Unintended use of the device, or damage to the housing, may result in exposure to ultraviolet radiation. Ultraviolet radiation may cause eye and skin irritation. Avoid exposing eyes and skin to ultraviolet radiation.

**FIRST AID INSTRUCTIONS:** Please contact your healthcare provider in the event of injury caused by this device.

### DIRECTIONS FOR USE:

Unit should be installed in a PTAC or split system by a licensed HVAC contractor or electrician. Please see this manual for detailed instructions on using, handling, storing and disposing of the device, and procedures to mitigate any associated risks.

The use of this device is a supplement to and not a substitute for standard infection control practices; users must continue to follow all current infection control practices, including those related to the cleaning and disinfection of environmental surfaces.

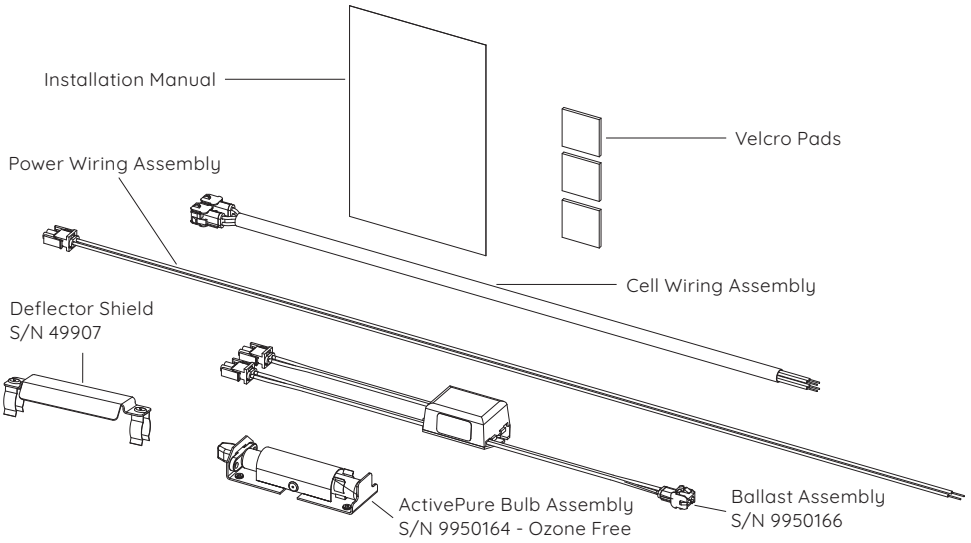
### FOR INQUIRIES CONTACT:

AERUS CANADA, INC.  
Laird Business Park  
3480 Laird Road, Units 2-5  
Mississauga, Ontario, Canada, L5L 5Y4

W. Parrell, Manager  
(905) 569-9399  
[wparrell@aerusonline.com](mailto:wparrell@aerusonline.com)

Aerus Canada, Inc. is affiliated with ActivePure Manufacturing, LLC  
ActivePure Manufacturing, LLC, 1300 Valley Drive, Bristol, Virginia 24201

# PRODUCT CONTENTS



## INSTALLATION



**WARNING**

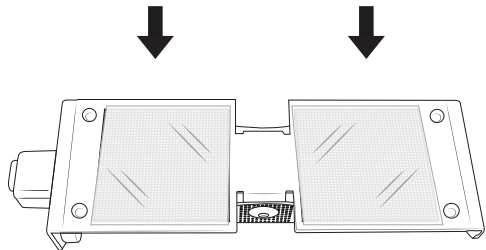
This unit must be installed by a licensed HVAC contractor. Failure to do so will void warranty of the product.



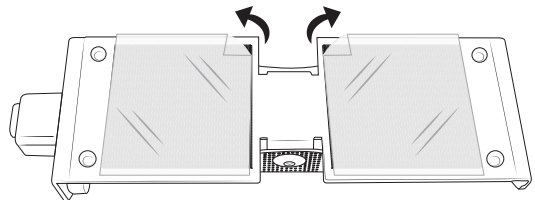
**CAUTION**

Never look directly at the ActivePure Bulb Assembly while illuminated. This Bulb produces UVC light which is known to cause damage to eyes.

1. Remove film from one side of Velcro (2 pieces) and attach to the ActivePure Bulb Assembly as shown.



2. Remove film from opposite side of Velcro.



# INSTALLATION (CONTINUED)

- Find suitable location for the ActivePure Bulb Assembly, near the center of the coils. Clean area to remove grease or dirt. Place ActivePure Bulb Assembly to the attached Velcro.

**NOTE:** Remove ActivePure Bulb Assembly by separating the Velcro. Press Velcro attached to unit firmly to ensure a good bond. Replace ActivePure Bulb Assembly into unit.

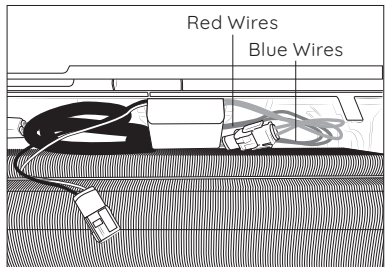
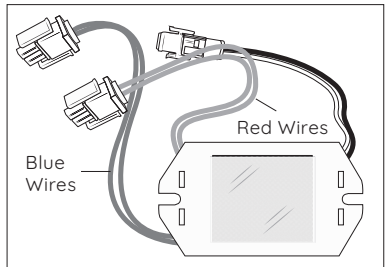
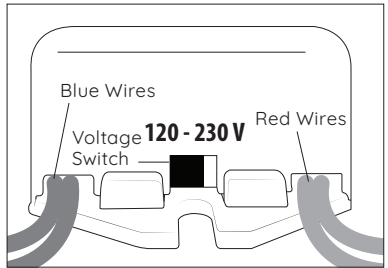
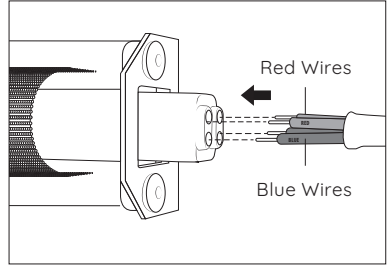
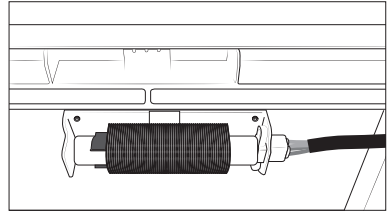
- Connect ActivePure Bulb Assembly wires to socket of ActivePure Bulb Assembly. These wires are a push connection; push until firmly seated. They are not connected when shipped to allow for more options in wire routing.

- The Ballast Assembly is shipped with the voltage switch, located on the end of the ballast, pre-set to the 230V position. Ensure that the voltage switch, is set to the appropriate position for your application.

**NOTE:** The 230V setting is for 208 & 230V applications.

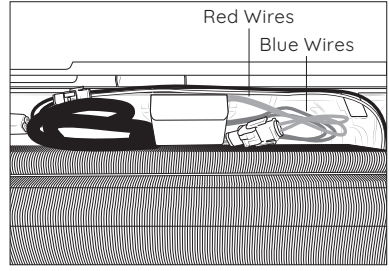
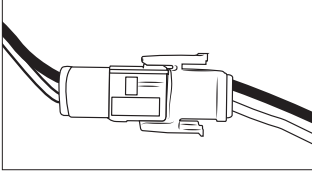
- Attach Velcro to the Ballast Assembly using same method as above.

- Mount Ballast Assembly in suitable location.

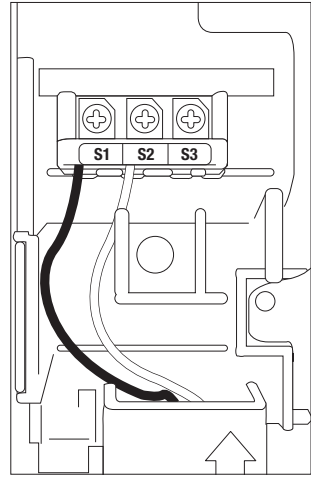
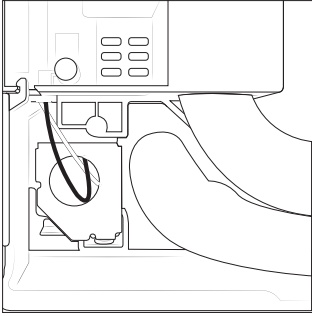


# INSTALLATION (CONTINUED)

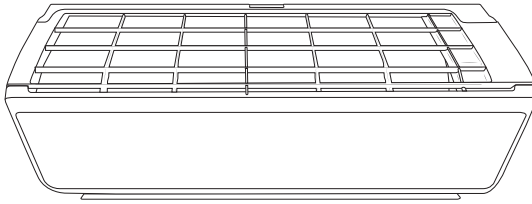
8. Connect wiring assemblies to Ballast Assembly using like colored wires as a guide. (ie; red to red... etc.)



9. Route power wires to the power connection terminals; connect the black wire to the S1 and the white wire to the S2 .



10. Dress all wires and replace cover.



# MAINTENANCE



CAUTION

For optimal performance, we recommend the replacement of the ActivePure® Bulb Assembly every year, even if the UV lamp appears to be operating normally.

Your Air Scrubber Mini by Aerus unit requires no periodic maintenance beyond normal replacement of the ActivePure® Cell Assembly.

**CONTENT FORTHCOMING**

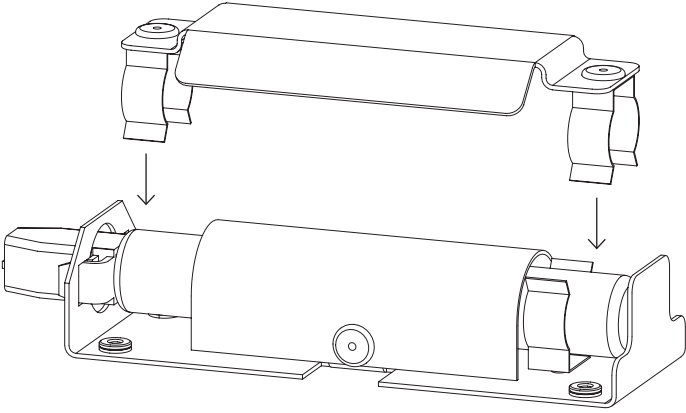


# DEFLECTOR SHIELD

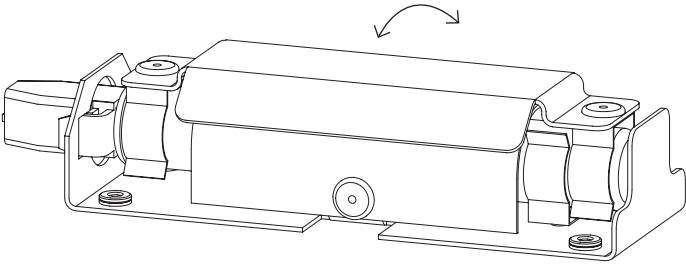
---

## Intro Copy

1. Snap shield over ActivePure Bulb Assembly ends as shown.



2. Rotate Shield as needed for proper alignment.



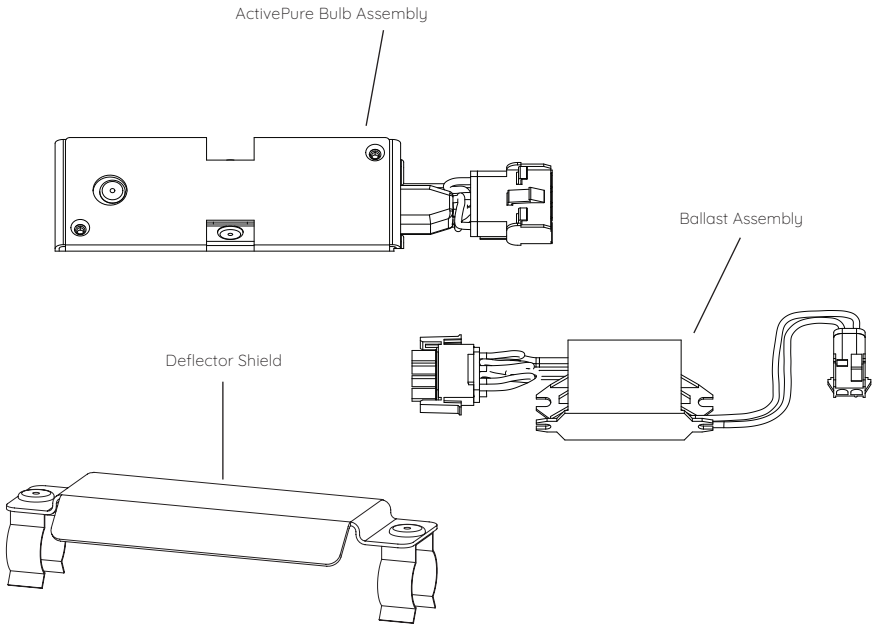
# REPLACEMENT PARTS & SERVICE



**WARNING**

Use only replacement parts recommended by the manufacturer.

REPLACEMENT PARTS	PART NUMBER
ActivePure Bulb Assembly - (1) 5" cell	49922
Ballast Assembly	9950210
Deflector Shield	49907



To order replacement parts, contact Customer Service at 866.736.0503 or email [aessupport@aerusonline.com](mailto:aessupport@aerusonline.com).

# WARRANTY INFORMATION

## Limited Two (2) Year Warranty

To register your Air Scrubber Mini by Aerus® unit, visit [airscrubberbyaerus.com/warranty](http://airscrubberbyaerus.com/warranty) or contact Customer Service at 866.736.0503 or email [aessupport@aerusonline.com](mailto:aessupport@aerusonline.com).

Customer should not repackage and ship the Air Scrubber Mini by Aerus unit due to possibility of irreparable damage. For warranty service, please contact your Independent HVAC Contractor or call Customer Service at 866-736-0503.

### WHAT IS COVERED BY THIS WARRANTY

We warrant the Air Scrubber Mini by Aerus to the Customer, subject to the conditions below, against defects in workmanship or material, provided that the products are returned to a service location within the following time periods:

- Air Scrubber Mini by Aerus (excluding ActivePure Bulb Assembly) within two (2) years of date of purchase.
- ActivePure Bulb Assembly within one (1) year of date of purchase if the Air Scrubber Mini by Aerus is connected to a power source where the ActivePure Bulb Assembly is "ON" 100% of the time. If the Air Scrubber Mini by Aerus is connected to the fan circuit where the ActivePure Bulb Assembly cycles "ON and OFF" with the system fan, the ActivePure Bulb Assembly is only covered by a ninety (90) day warranty from date of purchase.

### INSTALLATION AND MAINTENANCE REQUIREMENTS

This warranty is expressly conditioned upon proper installation, operation, cleaning and maintenance, all in accordance with the Owner's Manual. Failure to meet any of these requirements will void this warranty. This unit must be installed by a licensed HVAC contractor. Servicing of your Air Scrubber Mini by Aerus by parties other than our authorized representatives and/or using parts other than genuine parts will also void this warranty.

### HOW TO OBTAIN WARRANTY SERVICE

Customer must contact their Independent HVAC Contractor and provide proof of purchase within the above time periods. We will repair or replace and return the product, without charge and within a reasonable period of time, subject to the conditions herein, if its examination shall disclose any part to be defective in workmanship or material. If we, in our discretion, are unable to repair the product after a reasonable number of attempts, we will provide either a refund of the purchase price or a replacement unit, at the company's option. We reserve the right to inspect and/or require confirmation of installation method.

### WHAT IS NOT COVERED BY THIS WARRANTY

Ordinary wear and tear shall not be considered a defect in workmanship or material. These warranties do not apply for loss or damage caused by accident, fire, abuse, misuse, improper installation, leaking, modification, misapplication, or by any repairs other than those provided by our authorized Service Center. This warranty is non-transferable.

### MISSING SERIAL NUMBERS AND UNAUTHORIZED CHANNELS

If a valid serial number is missing from the product, the warranty will be voided. Air Scrubber Mini by Aerus products are for sale through authorized Independent HVAC Contractors only. Warranties are voided if a product is purchased through unauthorized channels; this includes websites that are not authorized to use Air Scrubber Mini by Aerus trademarked names, images and logos as well as Internet auction sites (e.g. eBay and Craigslist). The only approved company sponsored or independent internet site for Air Scrubber Mini by Aerus products is [airscrubberbyaerus.com](http://airscrubberbyaerus.com). To confirm warranty coverage prior to purchasing a product, contact Air Scrubber by Aerus at 866-736-0503 with the serial number located on the side of the ballast.

### EXCLUSION OF OTHER WARRANTIES AND CONDITIONS

EXCEPT AS PROVIDED HEREIN, WE MAKE NO REPRESENTATION OR WARRANTY OF ANY KIND. ALL OTHER WARRANTIES OF ANY KIND, EXPRESS OR IMPLIED, ARE HEREBY EXPRESSLY DISCLAIMED, INCLUDING ANY IMPLIED WARRANTY OF MERCHANTABILITY OR FITNESS FOR A PARTICULAR PURPOSE.

### LIMITATION OF LIABILITY FOR SPECIAL, INCIDENTAL, OR CONSEQUENTIAL DAMAGES

WE SHALL NOT IN ANY CASE BE LIABLE FOR SPECIAL, INCIDENTAL OR CONSEQUENTIAL DAMAGES ARISING FROM BREACH OF EXPRESSED OR IMPLIED WARRANTIES, CONDITIONS, GUARANTEES OR REPRESENTATIONS, BREACH OF CONTRACT, NEGLIGENCE OR ANY OTHER LEGAL THEORY. Such excluded damages include, but are not limited to, loss of profits or revenue, and loss of the use of the products, and any loss caused by leaks or other water damage.

### FOR U.S. APPLICATION ONLY

This warranty gives you specific legal rights, and you may also have other rights which vary from state to state. Some states do not allow limitations on warranties, or on remedies for breach. In such states, the above limitations may not apply to you.

### FOR CANADIAN APPLICATION ONLY

Exclusion of Subsequent Owners: Except as otherwise required by applicable legislation, this warranty is not transferable. This warranty gives you specific legal rights and you may also have other rights which vary from province to province. Some provinces and territories do not allow limitations on warranties, or on remedies for breach. In such provinces or territories, the above limitations may not apply to you. If any provision of this warranty or part thereof is held by a court of competent jurisdiction to be invalid, illegal, or unenforceable, the validity, legality and enforceability of the remaining provisions or parts thereof will not in any way be affected or impaired within the jurisdiction of that court. This entire warranty shall continue to be valid, legal and enforceable in any jurisdiction where a similar determination has not been made.

This warranty is provided by:

ActivePure manufacturing, LLC  
1500 Valley Drive  
Bristol, VA 24201

### SERVICE

Every effort is made to ensure customers receive an up-to-date instructions manual on the use of our products; however, from time to time, modifications to our products may without notice make the information contained herein subject to alteration. For the latest information, please contact Customer Service at 866.736.0503 or email [aessupport@aerusonline.com](mailto:aessupport@aerusonline.com).

# FCC DECLARATION & RESPONSIBLE PARTY

This equipment has been tested and found to comply with a Class B digital device, pursuant of Part 15 of the FCC Rules. These limits are designed to provide reasonable protection against harmful interference in a residential installation. This equipment generates, uses, and can radiate radio frequency energy, and if not installed and used in accordance with the instructions, may cause harmful interference to radio communications. However, there is no guarantee that interference will not occur in a particular installation. If this equipment does cause harmful interference to radio or television, which can be determined by turning the equipment off and on, the user is encouraged to try to correct the interference by one or more of the following measures:

- Reorient or relocate the receiving antenna.
- Increase the separation between the equipment and receiver.
- Connect the equipment into an outlet on a circuit different from that to which the receiver is connected.
- Consult the Independent HVAC Contractor or an experienced radio/TV technician for help.

## FCC Declaration of Conformity

**Name:** Air Scrubber Mini by Aerus

**Models:** A1019A

**Produced by:** ActivePure Manufacturing, LLC

This device complies with Part 15 of the FCC Rules.

## Responsible Party

ActivePure Manufacturing, LLC  
1300 Valley Drive  
Bristol, VA 24201

Ph: 866.736.0503

**Signature:** \_\_\_\_\_



**Printed Name:** Andrew Eide

**Title:** Vice President of Product Development  
and Manufacturing

**Date:** 06/28/2024



For information regarding the use of this product please call Customer Service.

866.736.0503  
[aessupport@aerusonline.com](mailto:aessupport@aerusonline.com)