

# PureKooler



## Innovative Air and Surface Treatment System For Walk-in Coolers

Read manual carefully for proper use and optimal operation.

Product Overview

Congratulations on your purchase of a PureKooler™ air and surface treatment system for walk-in coolers! This unit is ideally applicable to cooler and refrigeration equipment where the air can become stagnant and trapped causing unpleasant odors and possible spoilage. The PureKooler utilizes ActivePure Technology to keep the air fresh and free of many common types of bacteria, viruses, and mold. Please read and follow all safety warnings and instructions outlined in this manual before installing, operating or performing maintenance.

Contents

General Information ..... 2

Product Overview ..... 2

Specifications ..... 2

Storage and Disposal ..... 2

Important Safety Instructions ..... 3

For Canadian Customers Only ..... 4

Installation & Operation ..... 5

Replacing the ActivePure Cell Assembly ..... 6

Replacement Parts ..... 8

Warranty Information ..... 9

FCC Declaration & Responsible Party ..... 10

Fill In and Save

Record information regarding your new PureKooler.  
Retain for future reference.

Model No. \_\_\_\_\_ Serial No. \_\_\_\_\_ Date of Purchase \_\_\_\_\_

Name: \_\_\_\_\_ Phone No. \_\_\_\_\_

Address: \_\_\_\_\_

Sales Representative: \_\_\_\_\_

Storage and Disposal

Do not dispose of this product as household waste. Electrical waste and electronic products should be appropriately recycled as required by practices established by your local authority.



If you have any questions regarding the use of this product, please contact your Sales Representative or Customer Service at 866.736.0503 or email [aessupport@activepure.com](mailto:aessupport@activepure.com).

Specifications

Air Scrubber by ActivePure® \_\_\_\_\_

- Sales Number: 9940053
- Model Number: A1027A

**DOES NOT meet California requirements and cannot be shipped to California.**

Technology \_\_\_\_\_

- ActivePure Technology - (1) 9" Cell Assembly

Electrical \_\_\_\_\_

- Input Voltage: 120 Volts; 60 Hz; 0.5 Amps
- Power: 6 Watts

Mechanical \_\_\_\_\_

- Tangential Fan
- 80 CFM

Weight & Dimensions \_\_\_\_\_

- 8.4 lbs (3.8 kg)
- 5.3" H x 14.3" W x 9.3" D (13.3 cm x 36.2 cm x 23.5 cm)

Operating Temperature \_\_\_\_\_

- 34°F to 200°F (1.1 °C – 93.3 °C)

Coverage \_\_\_\_\_

- Applicable to commercial grade cooler and refrigeration. To validate coverage in your facility, please contact your Sales Representative or Customer Service at 866-736-0503 or email [aessupport@activepure.com](mailto:aessupport@activepure.com).

Warranty \_\_\_\_\_

- Limited 3 Year Warranty

We reserve the right to change or modify any specification without notice.

# Important Safety Instructions

---



- UV Light in operation; before servicing or cleaning unit, switch power off at service panel and lock the service disconnecting means to prevent power from being switched on accidentally
- When the service disconnecting means cannot be locked, securely fasten a prominent warning device, such as a tag, to the service panel
- When using an electrical appliance, basic precautions should always be taken

Read this manual in its entirety before using your PureKooler.

Keep out of the reach of children.

To reduce the risk of fire, electrical shock, or injury to persons, observe the following:

- Use only in the manner intended by the manufacturer.
- **DO NOT** attempt to repair or adjust any of the electrical or mechanical functions of this product. Contact your Sales Representative or Customer Service at 866.736.0503 or email [aessupport@activepure.com](mailto:aessupport@activepure.com).
- Installation work and electrical wiring must be performed by qualified person(s) in accordance with all applicable codes and standards, including fire-rated construction.
- When drilling into a wall, do not damage any electrical wiring or other hidden utilities.
- **DO NOT** use this fan with any Solid-State Speed Control.
- **DO NOT** use outdoors or on wet surfaces.
- **DO NOT** allow to be used as a toy. Do not allow children around the unit.
- **DO NOT** handle appliance with wet hands.
- **DO NOT** allow foreign objects to enter the ventilation openings.
- Keep hair, clothing, fingers, and all parts of body away from openings.
- To reduce the risk of electric shock, do not expose to water or rain.

Save these instructions.

# For Canadian Customers Only

---

## PureKooler

Sales No. : 9940053

This UV device helps reduce the spread of viruses in the air.

**Keep out of the reach of children.**

**Please read the label and owner's manual before using: [airscrubber.com/manuals](http://airscrubber.com/manuals)**

### PRECAUTIONS:

**WARNING:** UV light source. Disconnect power before servicing. Unintended use of the device, or damage to the housing, may result in exposure to ultraviolet radiation. Ultraviolet radiation may cause eye and skin irritation. Avoid exposing eyes and skin to ultraviolet radiation.

**FIRST AID INSTRUCTIONS:** Please contact your healthcare provider in the event of injury caused by this device.

### DIRECTIONS FOR USE:

The PureKooler is designed to be mounted onto the inside wall of a walk-in cooler, as high as possible. Please see this manual for detailed instructions on using, handling, storing and disposing of the device, and procedures to mitigate any associated risks.

The use of this device is a supplement to and not a substitute for standard infection control practices; users must continue to follow all current infection control practices, including those related to the cleaning and disinfection of environmental surfaces.

### FOR INQUIRIES CONTACT:

Aerus Canada, Inc.  
Laird Business Park  
3480 Laird Road, Units 2-5  
Mississauga, Ontario, Canada, L5L 5Y4

W. Parrell, Manager  
(905) 569-9399  
[wparrell@aerusonline.com](mailto:wparrell@aerusonline.com)

Aerus Canada, Inc. is affiliated with ActivePure Enterprise Solutions, LLC  
ActivePure Enterprise Solutions, LLC, 1300 Valley Drive, Bristol, Virginia 24201

# Installation & Operation



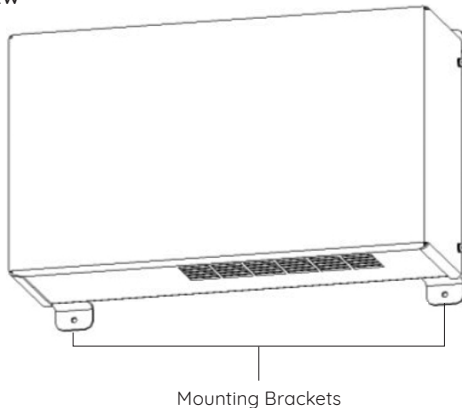
- To reduce the risk of fire, electric shock, or injury to persons, observe the following:
- Installation work and electrical wiring must be performed by Qualified person(s) in accordance with all applicable codes and standards, including fire-rated construction
- When drilling into a wall, do not damage any electrical wiring or other hidden utilities

## Installation is only to be performed by a qualified electrician

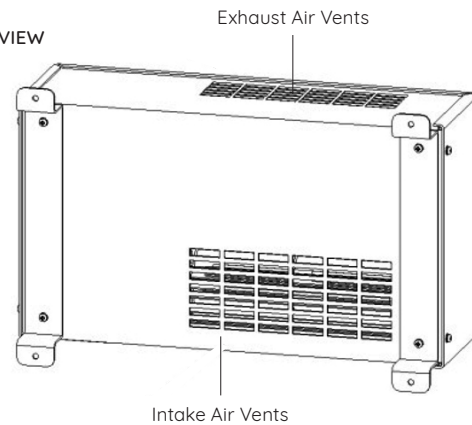
The PureKooler is designed to be mounted onto the inside wall of a walk-in cooler, as high as possible.

The PureKooler is not a compressor, condensing unit, or evaporation unit.

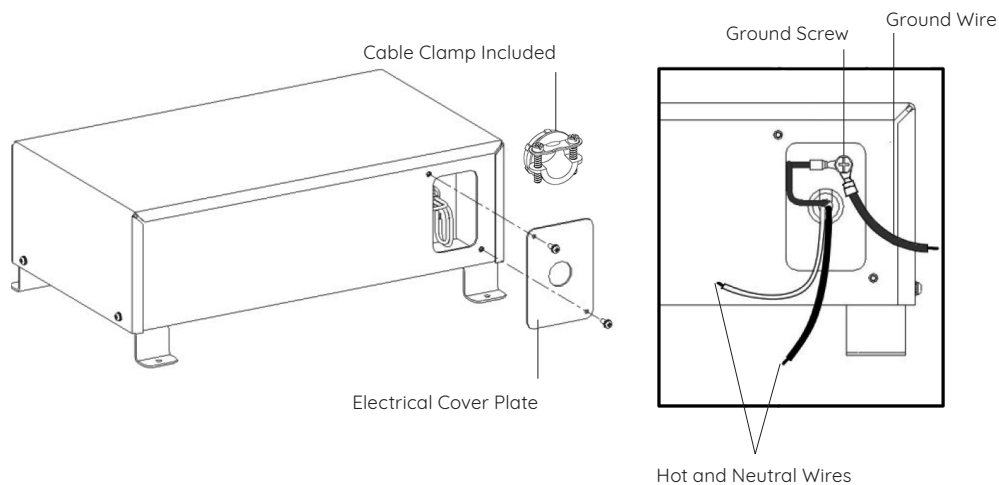
FRONT VIEW



BACK VIEW



1. Identify a discreet flat surface to accommodate the unit on the inside of the cooling unit.
2. Connect 120 VAC Power Cable to the black lead and white lead from the PureKooler, to the power source, according to local or national codes.
3. Use the provided cable clamp or appropriate type for local or national codes, to secure wiring connection to cover plate.



4. Screw the PureKooler into place using the (4) built-in mounting feet.
5. Once the unit is connected to the main power source the unit will operate 24/7, until it is removed from its power source.

# Replacing the ActivePure Cell Assembly



- Service should only be performed by a qualified electrician
- Make sure power to the unit is disconnected at the power source
- A face mask should be worn to prevent inhalation of any particles released into the air during any cleaning process; eye protection is also recommended



- For optimal performance and to maintain the Limited 3 year warranty, it is required to replace the ActivePure® Cell Assembly once every 12 months, even if the ActivePure Cell appears to be operating normally
- Use genuine AES replacement parts only; parts from anyone other than an authorized AES Representative may damage your unit and void your warranty

The only maintenance the PureKooler requires is replacement of the ActivePure Cell Assembly.

We recommend replacing the ActivePure Cell Assembly once every (12) months.

1. Disconnect power to the PureKooler.
2. Remove 4 screws from the Cover and slide the Cover away from unit. (Figure 1)
3. Unplug 4-pin Connector from the ActivePure Cell Assembly (red & blue leads). (Figure 2)
4. Remove 4 nuts from the ActivePure Cell Assembly brackets and remove the ActivePure Cell Assembly. (Figure 3)
5. We recommended vacuuming off the vent openings to remove any dust build-up.

**NOTE:** A face mask should be worn to prevent inhalation of any particles released into the air during any cleaning process. Eye protection is also recommended.



Visit [lamprecycle.org](http://lamprecycle.org) for proper bulb disposal regulations

Figure 1

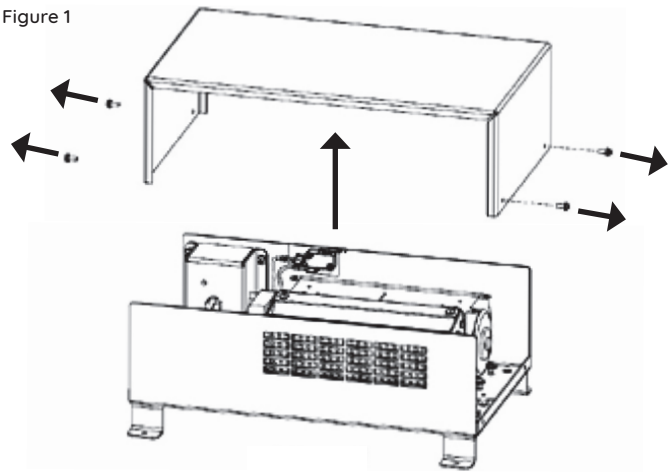


Figure 2

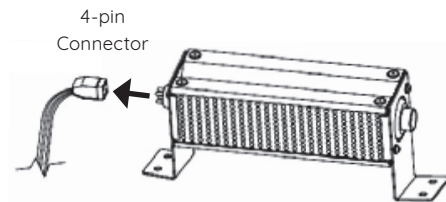
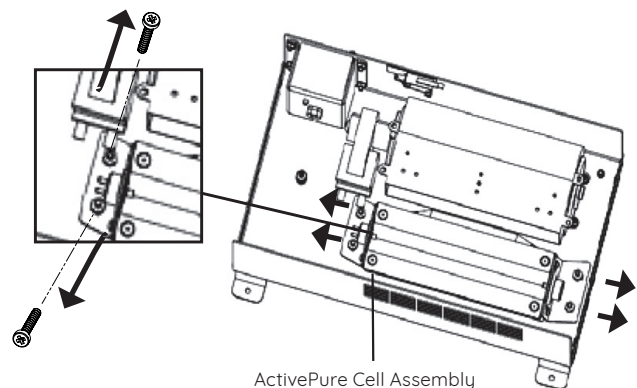


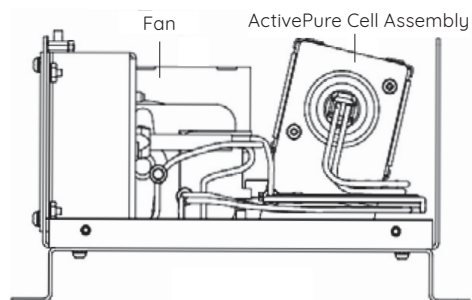
Figure 3



## Replacing the ActivePure Cell Assembly (continued)

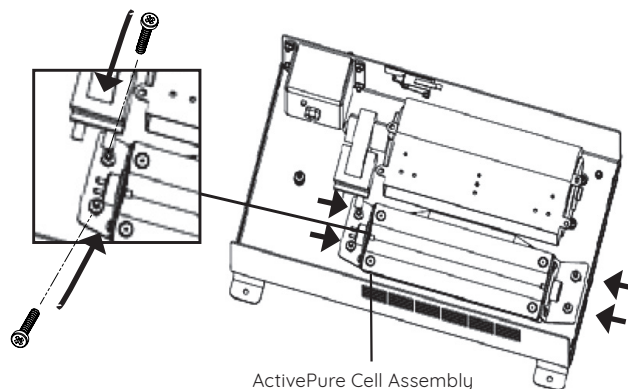
- Slide the new ActivePure Cell Assembly into place. Note the orientation of ActivePure Cell Assembly in relation to the Fan. (Figure 4)

Figure 4



- Reinstall 4 nuts to secure ActivePure Cell Assembly into place. (Figure 5)

Figure 5



- Reconnect 4-pin Connector to ActivePure Cell Assembly. (Figure 6)

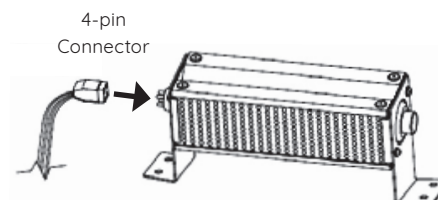
- Slide the Cover back onto the unit. (Figure 7)

- Reinstall 4 screws to secure Cover. (Figure 7)

- Reconnect power.

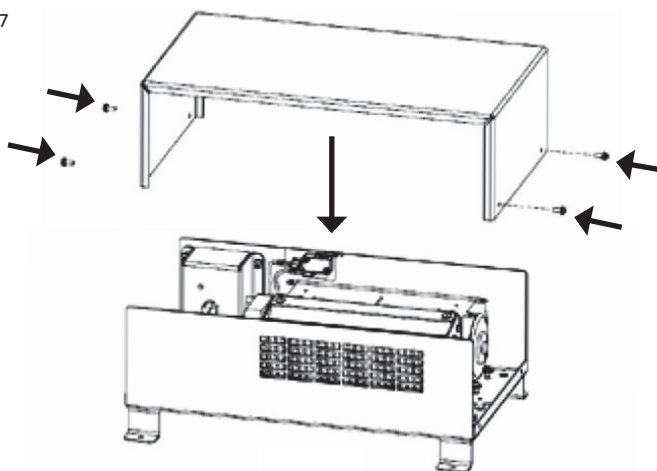
- Verify the new ActivePure Cell Assembly is working by looking for a glow from the vent exhaust opening.

Figure 6



For questions on maintenance procedures, please contact your Sales Representative or Customer Service at 866.736.0503 or email [aessupport@activepure.com](mailto:aessupport@activepure.com).

Figure 7




# Replacement Parts



Use genuine AES replacement parts only; parts from anyone other than an authorized AES Representative may damage your unit and void your warranty.

REPLACEMENT PARTS	PART NUMBER
ActivePure Cell Assembly - (1) 9" Cell Assembly	9950186; 62013



To order replacement parts, please contact your Sales Representative or Customer Service at 866.736.0503 or email [aessupport@activepure.com](mailto:aessupport@activepure.com).



# Warranty Information

## Limited Three (3) Year Warranty

To register your PureKooler unit, please visit [airscrubber.com/warranty](https://airscrubber.com/warranty) or contact Customer Service at 866.736.0503 or email [aessupport@activepure.com](mailto:aessupport@activepure.com).

Customer should not repackage and ship the PureKooler unit due to possibility of irreparable damage. For questions on warranty service, please contact Customer Service at 866.736.0503 or email [aessupport@activepure.com](mailto:aessupport@activepure.com).

### WHAT IS COVERED BY THIS WARRANTY

We warrant the PureKooler unit to the customer, subject to the conditions below, against defects in workmanship or material, provided that the products are returned to an authorized AES location within the following time periods:

- PureKooler (excluding the ActivePure Cell Assembly) within three (3) years of date of purchase.
- ActivePure Cell Assembly (Qty 1) within (12) months from the date of purchase.

### INSTALLATION AND MAINTENANCE REQUIREMENTS

This warranty is expressly conditioned upon proper installation, operation, cleaning and maintenance, all in accordance with the Owner's Manual. Failure to meet any of these requirements will void this warranty. Servicing of your PureKooler by parties other than an authorized AES Representative and/or using parts other than genuine AES parts will also void this warranty.

#### This warranty is contingent upon:

- Registration of the product through the approved methods listed above
- Replacing the ActivePure Cell Assembly once every (12) months with a genuine AES part (proof of change required)

### HOW TO OBTAIN WARRANTY SERVICE

Customer must register their product by visiting [airscrubber.com/warranty](https://airscrubber.com/warranty) or contacting Customer Service at 866.736.0503 or email [aessupport@activepure.com](mailto:aessupport@activepure.com) and provide proof of purchase within the above time periods. We will repair or replace and return the product, without charge and within a reasonable period of time, subject to the conditions herein, if its examination shall disclose any part to be defective in workmanship or material. If we, in our discretion, are unable to repair the product after a reasonable number of attempts, we will provide either a refund of the purchase price or a replacement unit, at the company's option.

### WHAT IS NOT COVERED BY THIS WARRANTY

This product is intended for commercial use. Ordinary wear and tear shall not be considered a defect in workmanship or material. These warranties do not apply to loss or damage caused by accident, fire, abuse, misuse, improper installation, modification, misapplication, failure to maintain the product as provided herein, or by any repairs other than those provided by an authorized AES location. This warranty is non-transferable.

### UNAUTHORIZED CHANNELS & MISSING SERIAL NUMBERS

If a valid serial number is missing from the product, the warranty will be voided. AES products are authorized for sale through AES Sales Representatives only. Warranties are voided if a product is purchased through unauthorized channels; this includes websites that are not authorized to sell our products or use AES's trademarked names, images and logos as well as Internet auction sites (e.g. eBay and Craigslist). To confirm warranty coverage prior to purchasing a product, please contact Customer Service at 866.736.0503 or email [aessupport@activepure.com](mailto:aessupport@activepure.com) with the serial number located on the unit.

### EXCLUSION OF OTHER WARRANTIES AND CONDITIONS

EXCEPT AS PROVIDED HEREIN, AND TO THE EXTENT CONSISTENT WITH APPLICABLE LAWS, WE MAKE NO REPRESENTATION OR WARRANTY OF ANY KIND. ALL OTHER WARRANTIES OF ANY KIND, EXPRESS OR IMPLIED, ARE HEREBY EXPRESSLY DISCLAIMED, INCLUDING ANY IMPLIED WARRANTY OF MERCHANTABILITY OR FITNESS FOR A PARTICULAR PURPOSE.

### LIMITATION OF LIABILITY FOR SPECIAL, INCIDENTAL OR CONSEQUENTIAL DAMAGES

TO THE EXTENT CONSISTENT WITH APPLICABLE LAWS, WE SHALL NOT IN ANY CASE BE LIABLE FOR SPECIAL, INCIDENTAL OR CONSEQUENTIAL DAMAGES ARISING FROM BREACH OF EXPRESSED OR IMPLIED WARRANTIES, CONDITIONS, GUARANTEES OR REPRESENTATIONS, BREACH OF CONTRACT, NEGLIGENCE OR ANY OTHER LEGAL THEORY. Such excluded damages include, but are not limited to, loss of profits or revenue, and loss of the use of the products, and any loss caused by leaks or other water damage.

### FOR U.S. APPLICATION ONLY

This warranty gives you specific legal rights, and you may also have other rights which vary from state to state. Some states do not allow limitations on warranties, or on remedies for breach. In such states, the above limitations may not apply to you.

### FOR CANADIAN APPLICATION ONLY

**Exclusion of Subsequent Owners:** Except as otherwise required by applicable legislation, this warranty is not transferable. This warranty gives you specific legal rights and you may also have other rights which vary from province to province. Some provinces and territories do not allow limitations on warranties, or on remedies for breach. In such provinces or territories, the above limitations may not apply to you.

If any provision of this warranty or part thereof is held by a court of competent jurisdiction to be invalid, illegal, or unenforceable, the validity, legality and enforceability of the remaining provisions or parts thereof will not in any way be affected or impaired within the jurisdiction of that court. This entire warranty shall continue to be valid, legal and enforceable in any jurisdiction where a similar determination has not been made.

#### This warranty is provided by:

ActivePure Enterprise Solutions, LLC  
1300 Valley Drive  
Bristol, VA 24201

### SERVICE

Every effort is made to ensure customers receive an up-to-date owner's manual on the use of our products; however, from time to time, modifications to our products may without notice make the information contained herein subject to alteration. For the latest information, please view the owner's manual at [airscrubber.com/manuals](https://airscrubber.com/manuals).

# FCC Declaration & Responsible Party

---

This equipment has been tested and found to comply with a Class B digital device, pursuant of Part 15 of the FCC Rules These limits are designed to provide reasonable protection against harmful interference in a residential installation. This equipment generates, uses, and can radiate radio frequency energy, and if not installed and used in accordance with the instructions, may cause harmful interference to radio communications. However, there is no guarantee that interference will not occur in a particular installation. If this equipment does cause harmful interference to radio or television, which can be determined by turning the equipment off and on, the user is encouraged to try to correct the interference by one or more of the following measures:

- Reorient or relocate the receiving antenna.
- Increase the separation between the equipment and receiver.
- Connect the equipment into an outlet on a circuit different from that to which the receiver is connected.
- Consult the Independent HVAC Contractor or an experienced radio/TV technician for help.

## FCC DECLARATION OF CONFORMITY

**Name:** PureKooler

**Model:** A1027A

**Produced by:** ActivePure Manufacturing, LLC

This device complies with Part 15 of the FCC Rules.

## RESPONSIBLE PARTY

ActivePure Enterprise Solutions, LLC

1300 Valley Drive

Bristol, VA 24201

Ph: 866.736.0503

**Signature:**



**Printed Name:** Andrew Eide

**Title:** Vice President of Product Development  
and Manufacturing

**Date:** 08/29/2025

For information regarding the use of this product please contact Customer Service at 866.736.0503 or email [aessupport@activepure.com](mailto:aessupport@activepure.com).

AIRSCRUBBER.COM

© 2025 ActivePure Enterprise Solutions, LLC. All Rights Reserved

# AES